



99 COOL (+1) THINGS TO DO WITH AN ARTSY TWIST





Spark creativity. Ignite artsy.

© Copyright by Hands-On Art, LLC, Richmond, Vermont 05477

Art Adventure Box. All rights reserved. Printed in the United States of America. This publication is protected by Copyright. Permission must be obtained from the publisher prior to any prohibited reproduction, storage in a retrieval system, or transmission in any form or by any means, electronic, mechanical, photocopying, recording, or likewise.

For information regarding permission(s), contact: hello@artadventurebox.com

Art Adventure Box is a trademark and product of Hands-On Art, LLC.

Art to Know with MommyO is a trademark and product of Hands-On Art, LLC.

Art Adventure Box TM
www.artadventurebox.com



Spark creativity. Ignite artsy.

Fellow Parents:

Providing artistic endeavors for your kiddos and spending quality time with them is critical for healthy childhood development. Whether you choose to do so family-style or one-on-one, the benefits will truly amaze you!

Unfortunately, as parents, we're busy; sometimes, even a bit frazzled! It's difficult enough to carve time out of our hectic schedules for the things we HAVE to do, let alone the fun things we'd LIKE to do.

At Hands-On Art, LLC, we believe that once you find those few precious moments, it shouldn't be hard to create artsy time with your kiddos — that's why we want to help.

To get you started, we've compiled a list of 99 (+1) simple, low-cost, really cool ideas for fun together time with children of all ages. And the bonus is that we give you an 'artsy twist' for each activity! Some can even be easily combined — so feel free to get creative!

The important thing is to shake off that all-too-common fear of not being artistic enough and get artsy with your kiddos — it doesn't need to be perfect. It's not **HOW** you do art with your children; it's **THAT** you do art with your children!

Enjoy the adventure —

Cheryl M. Owens

Founder & CEO

Hands-On Art, LLC

Art Adventure Box™ | Art to Know with MommyO™



1. Read. Read. Read.

You can't encourage reading too much and it works for any age. For younger kids, read to them. For older kids, read with them and facilitate a discussion.

Artsy Twist: Decorate a bookmark so you never lose your spot.

2. Ride Bikes

Many areas have a bike path, and with no automobile traffic to worry about, it's a safe place for the whole family to ride. If you don't have bicycles, look for a local bike shop that rents equipment.

Artsy Twist: Make a flag or design a spoke card for your bike.

3. Indy Pizzas

Make enough pizza dough for everyone to create a small, individual pizza for themselves and set up a topping bar full of unique options. Never had an artichoke heart on a pizza before? Use this opportunity to try something new.

Artsy Twist: Get creative with your topping composition — try making a face!

4. Plant a Vegetable Garden

Planting a vegetable garden is an opportunity for kiddos to see where their food comes from as they participate in each step — from planting, weeding, and harvesting, to cooking and canning.

Artsy Twist: Use paint sticks to create your very own garden markers.

5. Build a Snuggle Fort

Build a fort with boxes or furniture, sheets, blankets, pillows, and sleeping bags for the express purpose of snuggle time. Use string lights, flashlights, or headlamps to create soft, ambient lighting inside your fort.

Artsy Twist: Paint a 'Welcome' sign to hang on the outside of your fort.

6. A Fancy Themed Dinner Party

Let your kids pick a fun or 'unconventional' food theme: Italian, purple foods, foods that begin with the letter 'Z', Shakespearean delicacies, 'Green Eggs and Ham,' etc. Plan the menu and prepare the meal as a family. Bring out the good china and dress up for the occasion too!

Artsy Twist: Create invitations, placecards, and menus for the event.

7. A Splash of Paint

Whether it's a piece of paper, a canvas, a wooden birdhouse, a rock, the front door, a closet, or an entire room — give your children something to paint.

Artsy Twist: Raid the kitchen cupboard to create an abstract garden painting! www.arttoknowwithmommyo.com/post/abstract-raised-salt-craft

8. Have Fun with Your Food

Cooking with your kiddos is fun, and teaches them helpful life skills. Research recipes and make a special dinner together where everyone helps cook.

Artsy Twist: Create your yummy food in fun shapes like characters or animals.

9. Play Board Games

Board games have indeed stood the test of time as a staple for family fun! Game closet looking a little empty? See if your local library has any available.

Artsy Twist: Make your own game by upcycling things you have lying around.

10. Watch a Movie

But don't just watch a movie — make it an event! Visit a local movie theater or create the experience in your living room by dimming the lights and setting up a concession stand.

Artsy Twist: Design tickets and movie posters for the feature film.





11. Take a Trip AT Your Local Library

If you don't have the time or money to travel, the library is the perfect place to enjoy a virtual family vacation. Learn about the culture, geography, food, and folklore of anywhere in the whole wide world!

Artsy Twist: Create a postcard for your destination using what you learn.

12. Check Out Your Community

Visit a local newspaper or TV station's website — you'll be very surprised by all the cool things your area has to offer. Some of them, completely free of charge!

Artsy Twist: Film a news report or write an article about the community event.

13. Visit a Grandparent

There's nothing like a trip to grandma and grandpa's house. If your grandparents live too far away for a day trip; try a senior citizen center. A visit from children is sure to make their day!

Artsy Twist: Bring a bucket of art supplies and do crafts on your visit.

14. Have a Picnic

Any time of the day is ideal for picnic time. Set up in your front yard, back yard, side yard, or a local park. No matter when you do it, where you do it, or how you do it — picnicking is just plain fun!

Artsy Twist: Take a break from eating to draw the landscape around you.

15. Learn Something New

There's nothing quite like learning — and there are so many ways to learn. The sky is the limit, so let your imagination soar!

Artsy Twist: Go on a mini-adventure in fine art with MommyO!

www.arttoknowwithmommyo.com/blog

16. Light a Bonfire

Gather the firewood and find the perfect stick for toasting marshmallows.

Artsy Twist: Design some gourmet-style smores for extra-yummy bonfire fun!

17. Slurp a Smoothie

Smoothies are so healthy and taste so good. You can even turn slurping into a contest to see who can slurp the loudest. Just don't slurp too fast!

Artsy Twist: Draw a visual recipe card with pictures of all your ingredients.

18. Numbers and Letters in the Car

'The Number Game': Pick an object and see who can spot it the most. Whoever finds the most by the end of the trip wins. 'The Letter Game': Everyone tries to find all the letters of the alphabet outside. Players call out each letter with the word in which they found it. The family member who completes A-Z first wins.

Artsy Twist: Decorate a convenient travel box for all your 'on-the-go' games.

19. Build Something

Young children love building with blocks, but you can let older kids help with that home improvement project you've been meaning to accomplish. It's a terrific opportunity to teach your kiddos some valuable life and trade skills.

Artsy Twist: Build a masterpiece with our air-dry clay!


www.artadventurebox.com/product-page/air-dry-clay

20. Pick Flowers

Picking flowers is an easy way to spend quality time with kids. And who doesn't love fresh-cut flowers? They are always a lovely addition to any home.

Artsy Twist: Join MommyO and Monet to discover blooming art!

www.arttoknowwithmommyo.com/post/monets-blooming-art





21. Create a Together Time Album

What better way to remember all 99 (+1) of your fun adventures? You'll love looking back at all the fond memories of the fun times you shared.

Artsy Twist: Learn more about storytelling with art!

www.arttoknowwithmommyo.com/post/storytelling-with-art

22. Sing and Dance

Dust off the old CDs or vinyl and mix up a playlist of your family's greatest hits. There's nothing quite like a dance party! Not to mention, it's good exercise — singing and dancing will improve your mood and your heart rate.

Artsy Twist: Create album art for your groovin' playlist.

23. Find a Hill

Hills are a wonderful source of fun, and everybody's got one nearby. Find yours. If your hill is green — roll down it, and if it's white — sled or shred down it!

Artsy Twist: Create your own colorful pinwheel to catch the breeze on your hill.

24. Write a Letter

Writing and mailing letters with your children is a thoughtful way to stay connected with loved ones — especially grandparents. They will certainly appreciate a handwritten letter sent and delivered via snail mail.

Artsy Twist: Decorate your own stationary with drawings and stickers.

25. Care For a Furry Friend

Have the whole family take the dog for a walk, feed the bunny, or groom the goat. Whatever your pet, make their care about together time with your kids.

Artsy Twist: Draw pet portraits of your furry, finned, or feathered friends!

26. Knit, Crochet, or Stitch

Not only is it fun, it's a proven fact that needlework improves fine motor skills, as well as comprehension, critical thinking, and problem-solving in children.

Artsy Twist: Knit, crochet, or stitch together a cool case for your art supplies.

27. Climb Every Mountain

It doesn't have to be a mountain, just go for a hike or a walk. Whether you're on flat ground or treading up and down, a walk is the perfect thing to get those creative juices flowing.

Artsy Twist: Make up an adventure story together about your hike.

28. Fly an Airplane

But not a real one, of course! Fashion the perfect paper airplane and hold a contest to see whose plane flies the highest or the farthest.

Artsy Twist: Decorate your plane with paint, pastels, ink, or crayons.

29. Play with Color

Why not inspire some learning? Explore color theory by mixing colors and discovering how they influence one another.

Artsy Twist: Try making homemade watercolor paints!


www.arttoknowwithmommyo.com/artsy-craftsy-ideas

30. Play with Clay

Clay is a superb, tactile medium that's perfect for children. So roll up your sleeves and roll out the clay!

Artsy Twist: Create a vase your wall flowers will dig!

www.artadventurebox.com/product-page/wall-flower-vase





31. Make a Splash

Go swimming — as long as the weather permits! Visit a community pool, lake, pond, or river — any body of water will do.

Artsy Twist: Decorate a plain canvas bag with fabric paints to create a pool tote.

32. Solve a Puzzle

Don't be afraid — go for the one with thousands of pieces! You'll get plenty of together time out of those. Just make sure you have a puzzle rolling mat so it can easily be moved out of the way when you're not piecing it together.

Artsy Twist: Make your own puzzle by cutting photos or drawings into pieces.

33. Sail or Sale

Sailing a boat (if you have access to one) or garage sale-ing (if you don't) are both fun ways to spend quality time with kiddos.

Artsy Twist: Host a garage sale of your own and create signs to advertise.

34. Story, Bio, Journal or Blog

Begin with a writing exercise for the whole family — the first person writes a paragraph, then passes it along to the next family member. Repeat over and over and over until the story is complete.

Artsy Twist: Illustrate your story together as a family.

35. Schoolyard Games

Get out in the backyard and play! Try classic schoolyard games like Red Rover, Hopscotch, Simon Says, Duck-Duck-Goose, Red Light - Green Light, Jump Rope Rhymes, Mother May I, Sly Fox, or Four Square.

Artsy Twist: Craft your own red and green traffic lights on a stick.

36. Enjoy the Sunrise

Rise and shine early to see the beautiful sunrise and spend together time with your kiddos before the hectic day begins. It's a terrific time to talk about hopes and dreams for the future, or merely plan for the day.

Artsy Twist: Paint all the colors of the sunrise that you see.

37. Visit a Playground

If you've got more than one park with a playground in your area, pack a lunch and have a playground marathon to see how many you can visit in a day.

Artsy Twist: Build and decorate a model of your ideal playground.

38. Create a Family Abstract

Get a large canvas and design a color palette that will look lovely in your home. Then, have the whole family create an abstract work of art.

Artsy Twist: Looking for some abstract inspiration?

www.arttoknowwithmommyo.com/post/sense-ational-color-study

39. Hide 'n' Seek


Ever heard of the 'Sardines' variation on the game? Only one player hides and everyone else searches for the hidden player. Whenever a searcher finds the hider, the searcher joins the other hider(s) in the hiding spot.

Artsy Twist: Have every player color sardines. Then make a pennant string of the colorful little fishies as a reminder of the fun.

40. Pillow Fights

Just be sure to put away all the breakable family heirlooms for safe-keeping!

Artsy Twist: Stuff, sew, and fluff your very own pillow.





41. Mud Pies & Sand Castles

If you have access to a beach, make awesome sand castles or bury each other up to the neck! In you're not near a beach; then, just find some dirt and a bucket of water. Children will surely have fun either way.

Artsy Twist: You're already playing in the dirt, so design and plant a terrarium.

42. The Hunt is On

Create a scavenger hunt, where players start with a list of things to find, or a treasure hunt, where players follow a map that leads them to the treasure.

Artsy Twist: Fashion fun costumes based on your hunt's theme using paper and old clothing.

43. Make Homemade Popsicles

Experiment with your favorite fruits and berries to craft the perfect popsicle. Don't forget to add yogurt or coconut milk for extra creamy popsicles!

Artsy Twist: Make it a popsicle party with a hand-painted sign.

44. Rain Frolicking

Catching raindrops in your mouth and jumping through puddles to make the biggest splash are fun things to do. However, if thunder roars — go indoors!

Artsy Twist: No umbrella? Check out Seurat — he has plenty!

www.arttoknowwithmommyo.com/post/connect-the-dots-with-seurat

45. Have a Pancake Party

Make a big batch of batter and let everyone add their favorite, yummy things like berries, chocolate chips, sliced bananas, nuts, etc. to small amounts of the batter. And don't forget the pure Vermont maple syrup!

Artsy Twist: Pancakes always taste better in a fun animal shapes.

46. Go Fishing or Go Fish

Fishing can be a fun activity for spending quality time with your kiddos. So can dealing out a deck of cards and playing Go Fish — or any other card game!

Artsy Twist: Make and color a deck of cards for a unique game of Go Fish.

47. People Watching

Find the nearest park bench and do some people watching. It can be fun to guess who people are, what they are like, and where they are going.

Artsy Twist: With paper and pencil, sketch the people as they walk by.

48. Try Picking

Not your nose! Go pick fresh fruits and veggies — something local and healthy. Depending on where you live and the time of year, it could be anything from apples to blueberries to corn to pumpkins to strawberries. Yum!

Artsy Twist: Draw the fruits and veggies you pick for a fun food study.

49. Redecorate or Rearrange

Kids love new things, and that includes a fun, new look for their bedroom. It doesn't have to be a complete rehaul and redecorate, children can be just as excited by simply rearranging.


Artsy Twist: Create decorations and a name plaque for the door.

50. Make a Difference

After you redecorate, why not donate any old toys and clothes you find? Find a worthy cause, clean up the items with your children, and head to the drop-off center together.

Artsy Twist: Make a card for the recipient of your donation.





51. Homemade Ice Cream Sundaes

With or without an ice cream maker, whipping up homemade ice cream is super-fun and easy! The hardest part is waiting for it to freeze, but as soon as it does — waste no time dishing it out with deliciously decadent toppings.

Artsy Twist: Build a paper cutout sandwich to go with your ice cream sundae!

www.artadventurebox.com/product-page/paper-cutouts-and-cartoons

52. Blowing Bubbles

Blowing bubbles isn't just fun, it can also be an enlightening lesson in both chemistry and physics.

Artsy Twist: Add food coloring to the bubble soap and paper to the activity for bubble painting fun!

53. Watch a Parade

If there happens to be a parade nearby — if not, there might be a running or cycling race, and watching those can be just as exciting.

Artsy Twist: Make your own parade by decorating cardboard box floats.

54. Color a Day

Pick a color and make everything in your day about that particular color all day long: food, clothes, books, etc. You could even do a whole rainbow week!

Artsy Twist: Create a colorful calendar to plan out your rainbow week.

55. Handmade Cards and Bookmarks

You'll be thrilled to have an assortment of cards on hand. And handmade bookmarks given with a book make the gift that much more unique.

Artsy Twist: Not sure what to use? Check our Craft Cupboard Staples list!

www.arttoknowwithmommyo.com/artsy-craftsy-ideas

56. Fly a Kite

Flying a kite is not only a lot of fun, it's also a simple science lesson in learning how things fly — not to mention, it's beautiful to watch.

Artsy Twist: If it's not windy enough to fly a kite, build one in preparation.

57. Stargazing

With just the naked eye, you'll be able to see the Milky Way, star systems, bright planets, satellite galaxies, artificial satellites, open star clusters, the zodiacal light, and perhaps even meteors. All the better with a telescope!

Artsy Twist: Poke constellation pinholes in foil and place over a flashlight.

58. Fairy Garden

Large tree roots, leaves, rocks, flowers, sticks, and other natural materials can be used to build and decorate the perfect fairy house. If your kiddos are lucky, the fairies may even leave fairy dust (glitter) or a small gift in appreciation.

Artsy Twist: Add a splash of paint or fabric to the fairy house for a polished look.

59. Love Thy Neighbors


Show your neighbors you care by leaving a lovely note in a mailbox, helping with a chore, or baking cookies. A simple hello will brighten their day!

Artsy Twist: To add an artistic flair, decorate the note or the cookies.

60. Take a Drive

In the spring, it's nice to see the lovely greenery, while in the summer, the blooming flowers are wonderful. Fall foliage is always a beautiful sight, and a winter drive to see all the twinkling lights can be lots of holiday fun.

Artsy Twist: Pack an artsy box full of drawing and coloring supplies for the car.





61. Storytelling

Sit in a small circle and take turns telling stories. You can even make them spooky by dimming the lights and illuminating the storyteller with a flashlight.

Artsy Twist: MommyO explains how some of the very first stories were told!

www.arttoknowwithmommyo.com/post/mystery-artists-tell-a-story

62. Hand - Painted Tee Shirts

Try literally 'hand' painted — cover hands with fabric paint and stamp away! Having little handprints makes such a precious keepsake.

Artsy Twist: Don't forget the matching messenger bag!

www.artadventurebox.com/product-page/messenger-bag

63. Paint Your Faces

Paint each other's faces — let your children paint yours too! Just be sure to use face-safe paint and always do a small test patch to avoid any allergic reactions.

Artsy Twist: Try our recipe for All-Natural Homemade Face Paints!

www.arttoknowwithmommyo.com/artsy-craftsy-ideas

64. Set Up & Stand Up For a Cause

As a family, choose a charity to raise money for. Decide what you will sell — it could be lemonade, fruit punch, cookies, pb&j sandwiches, beaded necklaces, artwork, unwanted toys, etc. You name it — you can sell it!

Artsy Twist: Build your stand out of wood or cardboard and decorate it.

65. Sort Socks

It doesn't have to be a chore — make a family game night of it and see who can match the most socks.

Artsy Twist: Fashion a basket hoop for each member of the family and play ball!

66. Ice Skating

A nice frozen pond or outdoor rink work in the winter, but indoor skating rinks are perfect any time of year, and can be heavenly on a hot summer day!

Artsy Twist: Get creative — draw with your feet by skating shapes on the ice.

67. Camping

Be it the woods, a cozy campground, or your own backyard — trek into the wilderness and find your family the perfect spot to live as one with nature.

Artsy Twist: Write and illustrate your own spooky campfire storybook.

68. Script It

Writing a script together is another fun way to inspire your kiddos. Take it a step further and produce the script as a play or a movie. You can even invite other family members, friends, and neighbors to take part.

Artsy Twist: Don't forget to create a poster for your production.

69. Pastry Decorating

There's nothing like homemade sweets — yum! Whip up some icing, grab the candies, and voilà — instant family fun and a fancy-shmancy dessert too!

Artsy Twist: Want more sense-ational art ideas? Check out our ARTicle!

www.arttoknowwithmommyo.com/post/creating-sense-ational-art

70. Float Their Boat

Turn your bathtub into the seven seas! Younger children can easily fold a paper boat, but you can challenge older kids to design, engineer, and build their boat from scratch using materials they scavenge. Then, take them all for a float.

Artsy Twist: Do your boats need some color? Try our acrylic paint pot sets!

www.artadventurebox.com/product-page/acrylic-paint-pot-sets





71. Climb Your Family Tree

Trace your family tree with your children. Pull out old photos albums, contact grandparents, and do research. Now's the time to pass down old family stories!

Artsy Twist: Arrange family photos on your wall in the shape of your family tree.

72. Cloudgazing

What can you spot in all the fluffy clouds? Make up adventure stories, learn about the different types of clouds, and see if you can identify any of them.

Artsy Twist: For your own crafty clouds, glue cotton balls on a sky-blue paper.

73. Tea Time with Teddy Bears

Get out your fine china tea set and extend your pinky fingers! Invite your favorite teddy bears. Who doesn't love a good hot cup of tea and some sweet tea cakes or biscuits for dunking?

Artsy Twist: Go all-out and make special invitations for your teddy bear guests.

74. Hangman

What could be easier than a game that only requires a piece of paper and a pencil? Hangman is a fantastic way to spend some together time with your kids. Challenge yourselves by using new words from your children's dictionary.

Artsy Twist: Practice drawing bubble letters instead of writing normally.

75. PJ Day

Stay in your most cozy pajamas all day while you spend time together. PJ Day is a wonderful opportunity to have pancakes, bacon, and eggs for dinner too. That's what we like to refer to as the 'PJ-Day-Breakfast-for-Dinner Combo!'

Artsy Twist: Become fashion designers and dream up silly pajama patterns.

76. Puppet Show

If you happen to have an array of puppets and a puppet theater — that's great! If not, you can still get creative with shadow puppet play.

Artsy Twist: Make puppets out of cloth, felt, or old socks — finger or hand sized.

77. Create a Comic Book

Children love comics and graphic novels, so why not create a comic version of your family story? Work on the storyline, characters, and panels together.

Artsy Twist: Learn about Roy Lichtenstein, a Pop artist who drew in comic style! www.arttoknowwithmommyo.com/post/ringing-art-that-pops

78. Be an Explorer

Explore nature surrounding you, and capture some of the wonders you find with a camera. Research the images your kiddos shoot like real-life scientists.

Artsy Twist: Create a nature album with your photos and research.

79. Train Ride

No matter where you are in the world, you're guaranteed to find a rail system. You don't have to have a particular destination in mind either — just hop aboard and go; then, get off and head back.

Artsy Twist: Draw a map of the route you take and color any landmarks you see.

80. Silly Game Afternoon

Make up lots of silly games to play — encourage kids to use creativity and their imaginations to come up with the rules. If you're at a loss, try no smiling, thumb wrestling, tongue twisters, or a staring contest.

Artsy Twist: Make up a rule book of your silly games, complete with pictures.





81. Being Dr. Doolittle

Try visiting some animals. Take a trip to the zoo, farm, petting zoo, aquarium, shelter, or pet store. You can even talk with the animals — just like Dr. Doolittle!

Artsy Twist: Invent a new animal and color a picture of it.

82. Run Through a Sprinkler

Running through a sprinkler is just plain fun, especially on a sweltering day!

Artsy Twist: Fill up squeeze bottles with water and ‘paint’ on the sidewalk.

83. Pick Up the Slack

Slacklining is an exciting physical activity for children of all ages — not to mention, it can help with agility, balance, and concentration.

Artsy Twist: Using old magazines, make a collage of what you saw slacklining.

84. Life is a Cabaret

Create a family cabaret — have everyone showcase their unique talents — be it singing, playing an instrument, acting, juggling, telling jokes, or reciting poems. Anyone too shy to perform can be the waiter who delivers food and beverages.

Artsy Twist: Make a movie by recording your cabaret — don’t forget the credits!

85. Dress the Part Day

Have a day when everyone becomes a favorite book or movie character. Each person can pick their own persona from different media or everyone can choose from the same cast of characters.

Artsy Twist: Dress up as a famous artist — try Salvador Dalí, he is iconic!

www.arttoknowwithmommyo.com/post/dreamy-art-with-dali

86. Open-Air Markets

Even if you don't live near a year-round open-air market, smaller versions in the form of farmer's markets and flea markets can be found everywhere.

Artsy Twist: Set up a family booth and have your kiddos sell their artwork.

87. Rock Climbing

Rock climbing centers offer you the expertise of trained instructors, making it a safe place for kids to climb. And there are health benefits — rock climbing builds self-confidence, helps overcome fear, and increases core strength.

Artsy Twist: Don't just climb on rocks — paint them too! We've got the brushes!
www.artadventurebox.com/product-page/paintbrush-set

88. A-Maze Yourself

Mazes are fun to solve at any age. If you've got an indoor maze at a fun center or an outdoor corn maze nearby, head there. If not, they're just as fun on paper.

Artsy Twist: Take turns creating and solving your own 3D or 2D mazes.

89. Serious and Silly Portraiture

First, draw serious portraits while intently studying your subject's face. Then, blindfold each artist and have them try drawing the subject without looking for silly portraiture fun! Compare the two drawings. How different are they?

Artsy Twist: Silly portraits might look like abstract art. Learn about abstract art!
www.arttoknowwithmommy.com/post/deakins-abstract-garden

90. Window Shopping

Take a trip to the local thrift store and point out the silliest items you can find. You can have tons of fun shopping without even spending a penny!

Artsy Twist: Design a window display at home with your own silly items.





91. Let the Backyard Games Begin

There are many backyard sports that can be turned into competitive games, like hula hoops, scooters, skateboards, sack race, three-legged race, spoon race, water balloon toss, shaving cream pie throwing, tug of war, etc.

Artsy Twist: Make a paper megaphone and pom-poms to cheer on the teams.

92. Love Notes

Write family love notes to each other. What better way to express your love?

Artsy Twist: Decorate a jar in which to store your love notes for a rainy day.

93. Dine Out Together

Who doesn't love a nice meal out on the town every once in a while? Kids certainly do! For an extra special treat, find a local café with outdoor seating.

Artsy Twist: Dinnertime is the perfect opportunity to discuss a favorite artist.
www.arttoknowwithmommyo.com/blog

94. Adventures at the Drive-In

If you are lucky enough to have a drive-in nearby — enjoy! If not, don't let it stop you from catching a flick in the outdoors — head to the backyard with a projector and hang a white sheet on the side of the house.

Artsy Twist: Decorate the yard and paint big cardboard boxes to look like cars.

95. Cuddle Chats & Lovin' Buggins

Take a few minutes out of each and every busy day to simply enjoy some special moments chatting with your children. Don't forget to give them plenty of cuddles — what we call 'lovin' buggins!'

Artsy Twist: Take some time to draw pictures of your day together.

96. Charades

Not only is it super fun, this game also promotes creativity, imagination, spelling, vocabulary, acting, social interaction, and body language recognition.

Artsy Twist: Rather than acting out the words, try drawing images.

97. Origami

Origami is the Japanese word for paper folding — ‘Ori’ meaning to fold and ‘kami’ meaning paper. It is an art form that is very beneficial for spatial comprehension in the developing brain as you transform a flat piece of paper into a nifty 3D form.

Artsy Twist: Try your hand at making paper flowers inspired by Monet!

www.arttoknowwithmommy.com/post/paper-art-chrysanthemums

98. Handmade Bird Feeders

Making bird feeders is a fun, easy way to do something nice for your feathered friends. Just be sure to continue stocking your feeder through the winter months so any birds that have come to rely on you have food — and be careful not to attract the waking bear population once it warms up!

Artsy Twist: No birds coming to visit? Meet our ‘Colorful Felt Friends!’

www.artadventurebox.com/product-page/colorful-felt-friends

99. Yoga

It’s so good for you — healthy for the mind, body, and soul. If you’re already a seasoned yogi, roll out your mat and teach the kiddos some of your favorite moves. If not, research the basics together and get posin’!

Artsy Twist: Sculpt a new yoga pose out of clay, wire, or any malleable material.





99(+1).

Hands-On Art, LLC has oodles of fun adventures in fine art for you — each specially designed to spark creativity and ignite artsy!

Art Adventure Box 

A simple path to fine art and fun art!

At Art Adventure Box™, we package fine art and fun art for budding artists of all ages — 5 to 105! And the bonus — we keep it plastic-free and Earth-friendly!

www.artadventurebox.com

ART TO KNOW
with MommyO™



Where masterpieces of fine art come to life!

Visit Art to Know with MommyO™ for fine art inspiration and any day artsy crafts using everyday materials that you're sure to have on hand!

www.arttoknowwithmommyo.com

Let's Stay Connected!



Be Inspired to Create a Masterpiece at
Art Adventure Box™

— or —



Find Artsy Craftsy Fun at
Art to Know with MommyO™